

Perspective Taking/Spatial Orientation Test

Developed by Mary Hegarty, Maria Kozhevnikov, David Waller

This package contains:

- test instructions
- test
- answer key

It is important that the instructions are followed carefully when administering the test. In particular, participants should not be allowed to make any marks on the diagram showing the configuration of objects, and they should not be allowed to rotate the test booklet.

Further information on the ability measured by this test can be found in the following publications. This version of the test was used by Hegarty and Waller (2004) and is a revised version of the test used by Kozhevnikov and Hegarty (2001).

Hegarty, M., & Waller, D. (2004). A dissociation between mental rotation and perspective-taking spatial abilities. *Intelligence, 32*, 175-191.

Kozhevnikov, M., & Hegarty, M. (2001). A dissociation between object-manipulation and perspective-taking spatial abilities. *Memory & Cognition, 29*, 745-756.

For electronic copies of those publications and this test package, see:

<http://www.psych.ucsb.edu/~hegarty/>

Spatial Orientation Test

This is a test of your ability to imagine different perspectives or orientations in space. On each of the following pages you will see a picture of an array of objects and an “arrow circle” with a question about the direction between some of the objects. For the question on each page, you should imagine that you are standing at one object in the array (which will be named in the center of the circle) and facing another object, named at the top of the circle. Your task is to draw an arrow from the center object showing the direction to a third object from this facing orientation.

Look at the sample item on the next page. In this item you are asked to imagine that you are standing at the flower, which is named in the center of the circle, and facing the tree, which is named at the top of the circle. Your task is to draw an arrow pointing to the cat. In the sample item this arrow has been drawn for you. In the test items, your task is to draw this arrow. Can you see that if you were at the flower facing the tree, the cat would be in this direction? Please ask the experimenter now if you have any questions about what you are required to do.

There are 12 items in this test, one on each page. For each item, the array of objects is shown at the top of the page and the arrow circle is shown at the bottom. Please do not pick up or turn the test booklet, and do not make any marks on the maps. Try to mark the correct directions but do not spend too much time on any one question.

You will have 5 minutes for this test.

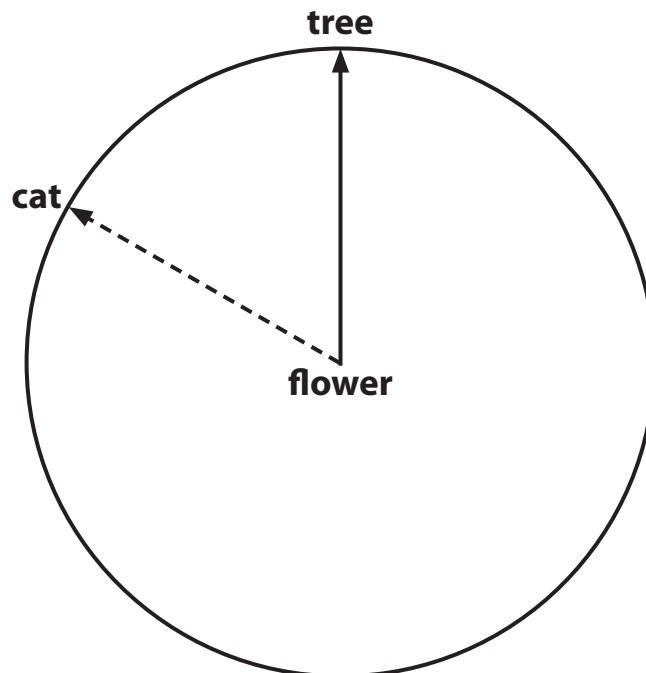
Spatial Orientation Test

Name: _____



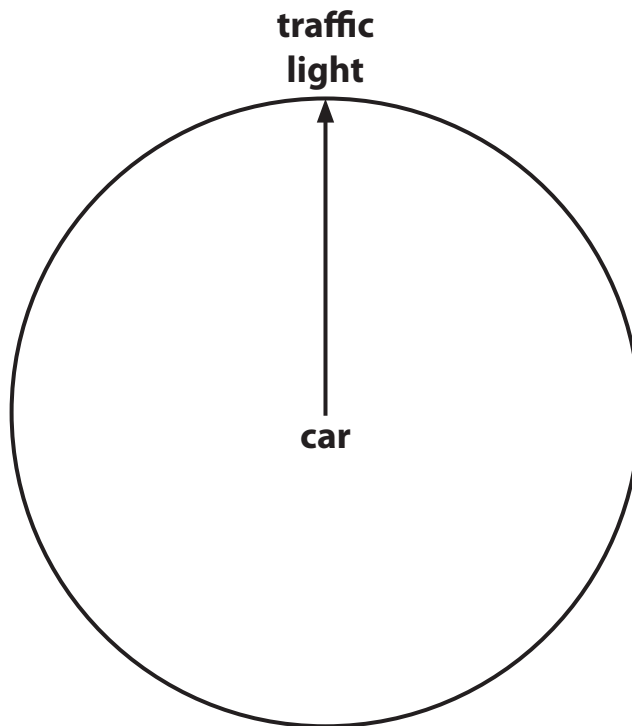
Example:

Imagine you are standing at the **flower** and facing the **tree**.
Point to the **cat**.



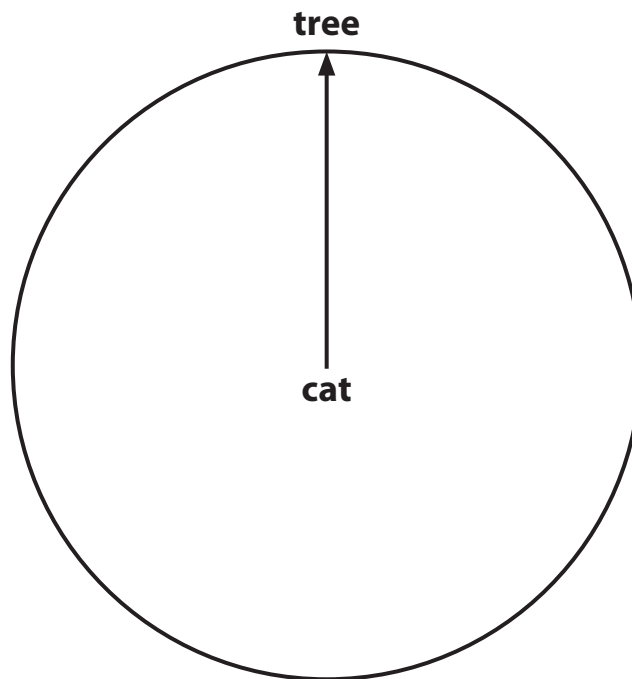


1. Imagine you are standing at the **car** and facing the **traffic light**.
Point to the **stop sign**.



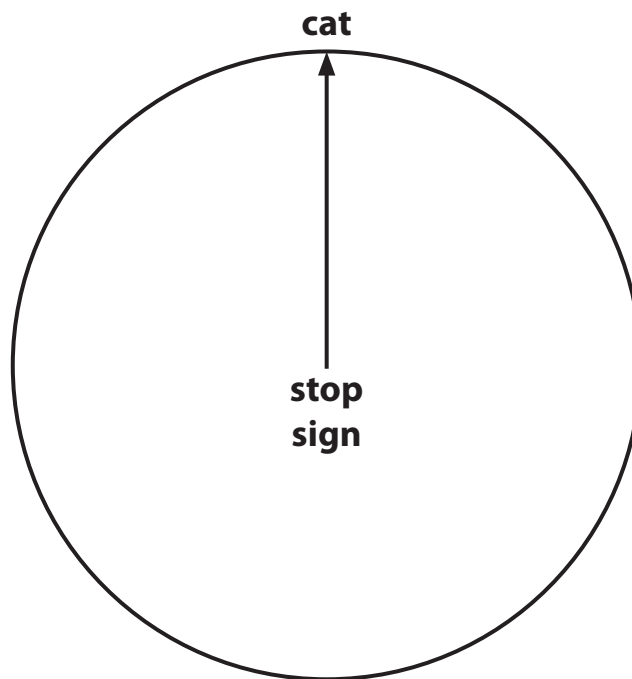


2. Imagine you are standing at the **cat** and facing the **tree**.
Point to the **car**.



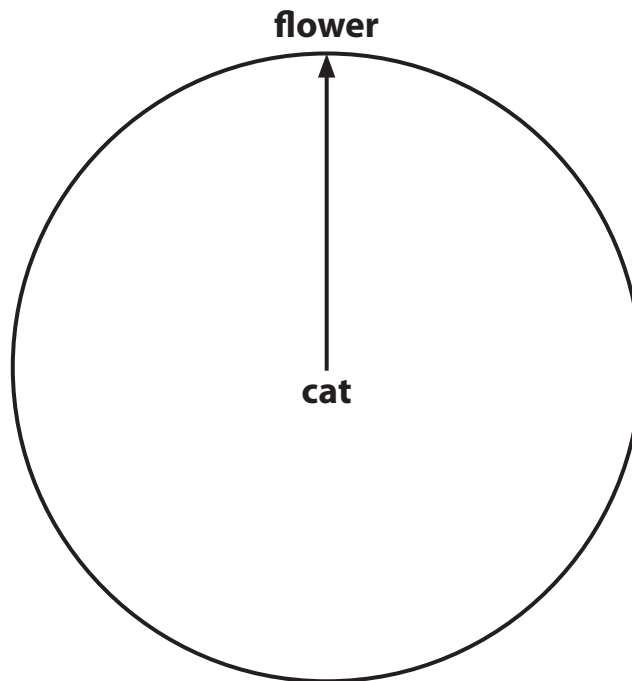


3. Imagine you are standing at the **stop sign** and facing the **cat**.
Point to the **house**.



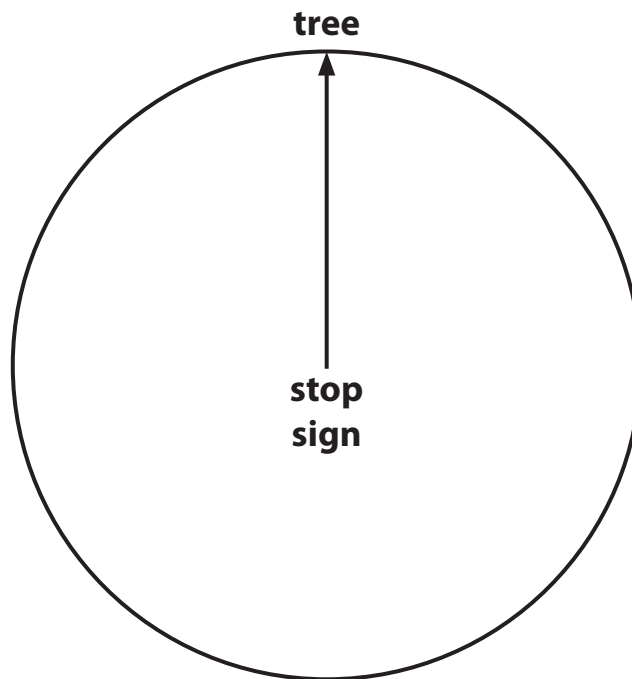


4. Imagine you are standing at the **cat** and facing the **flower**.
Point to the **car**.



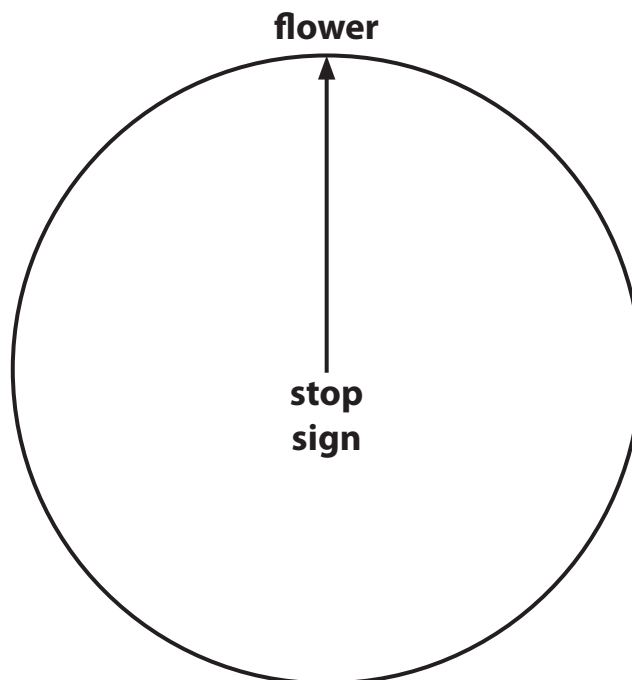


5. Imagine you are standing at the **stop sign** and facing the **tree**.
Point to the **traffic light**.



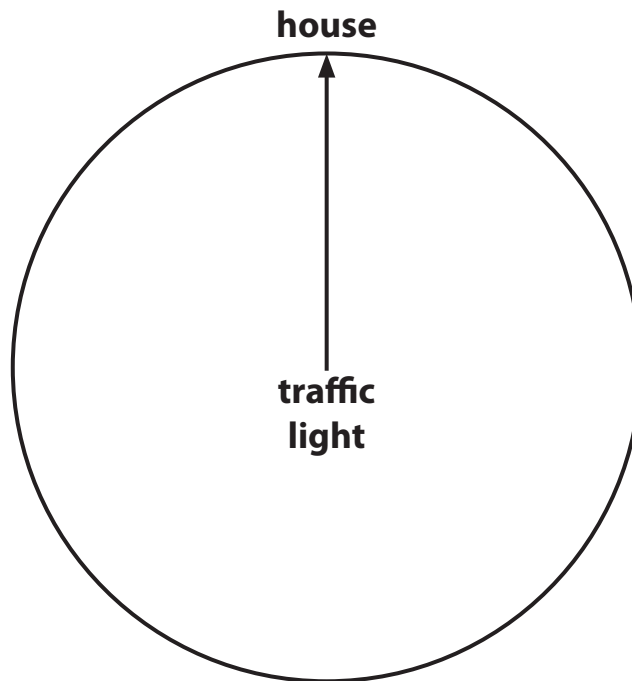


6. Imagine you are standing at the **stop sign** and facing the **flower**.
Point to the **car**.



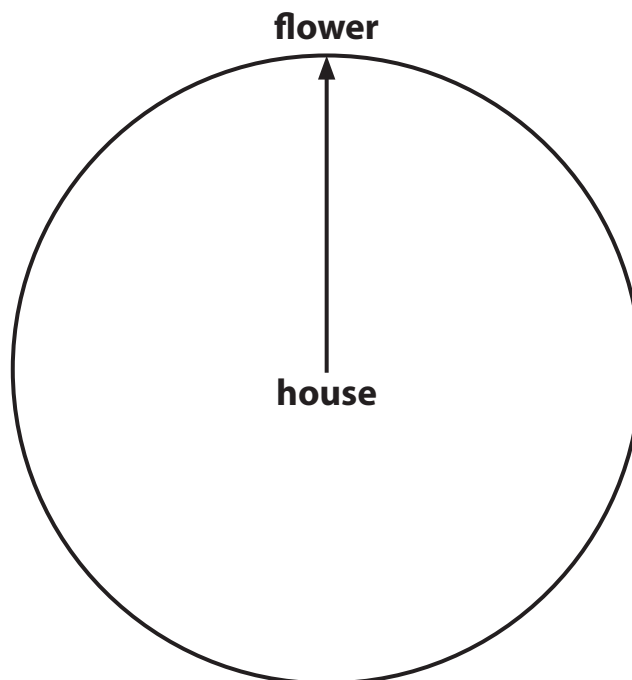


7. Imagine you are standing at the **traffic light** and facing the **house**.
Point to the **flower**.



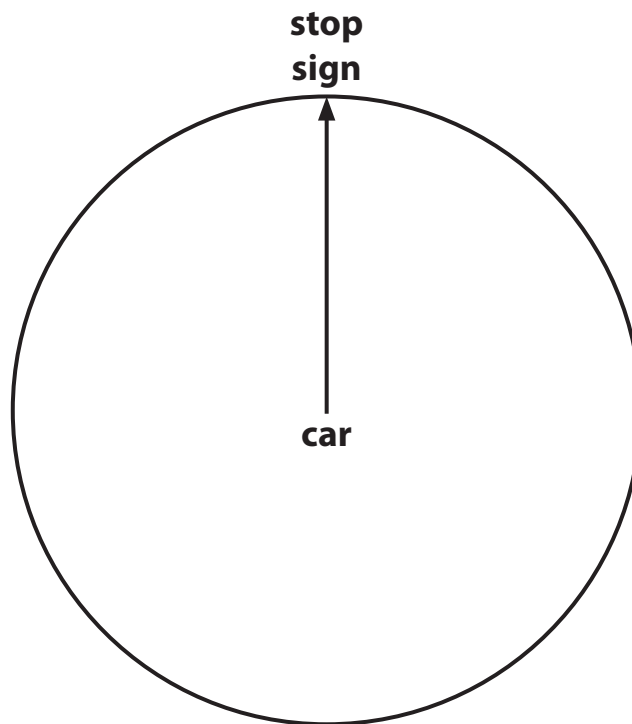


8. Imagine you are standing at the **house** and facing the **flower**.
Point to the **stop sign**.



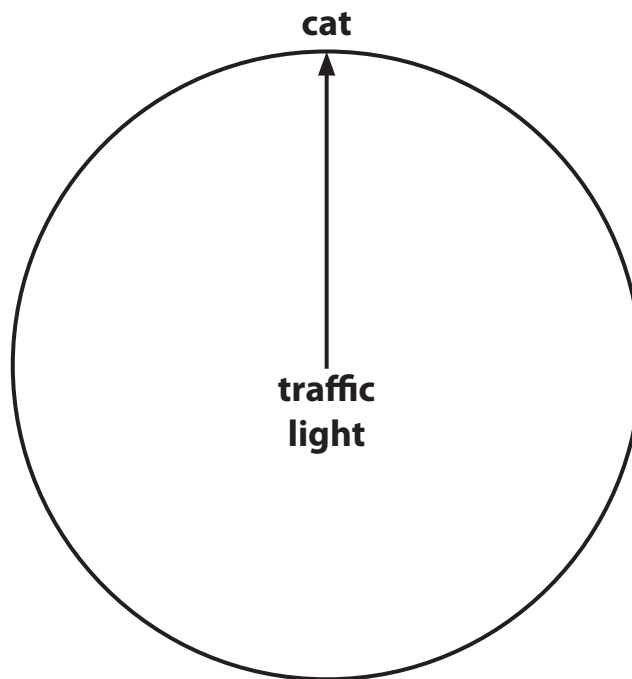


9. Imagine you are standing at the **car** and facing the **stop sign**.
Point to the **tree**.



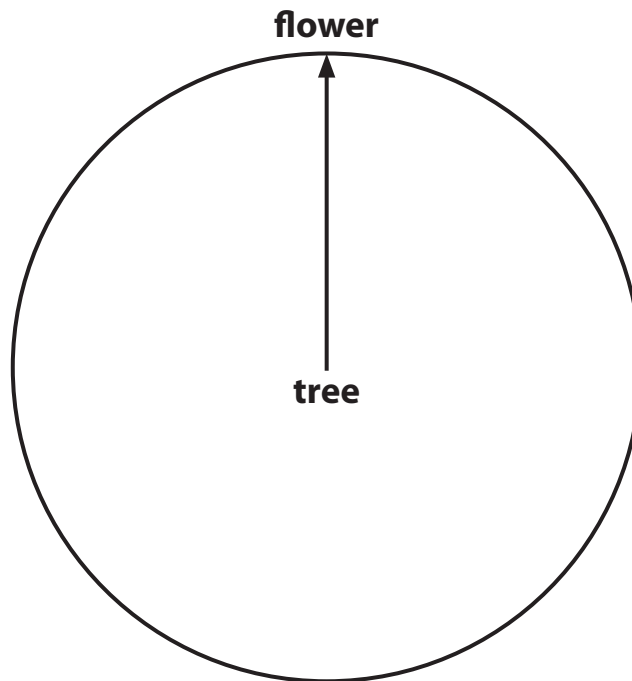


10. Imagine you are standing at the **traffic light** and facing the **cat**.
Point to the **car**.



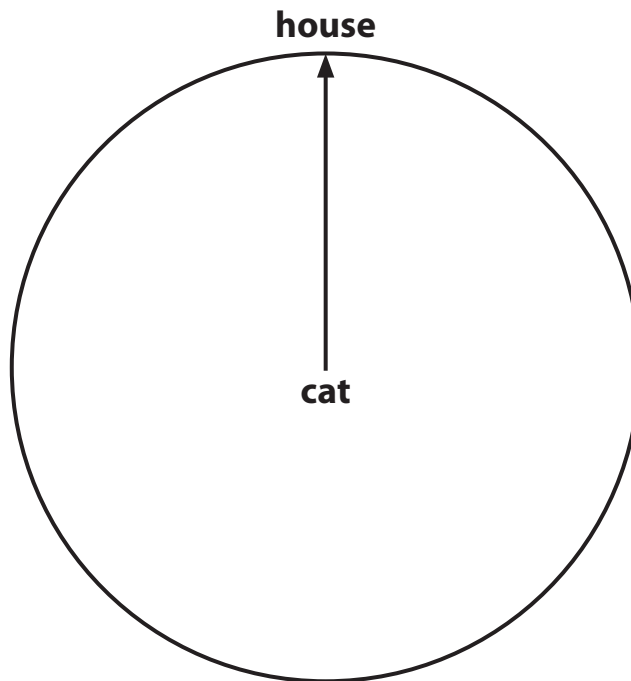


11. Imagine you are standing at the **tree** and facing the **flower**.
Point to the **house**.



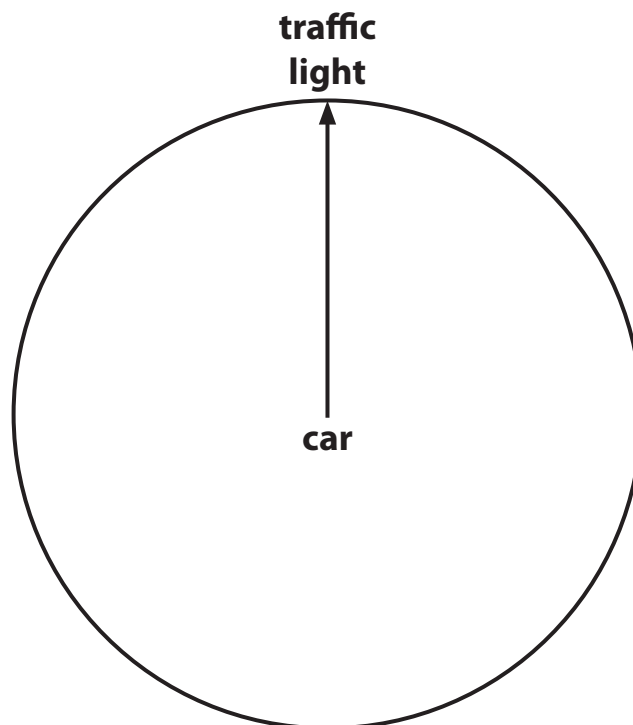


12. Imagine you are standing at the **cat** and facing the **house**.
Point to the **traffic light**.



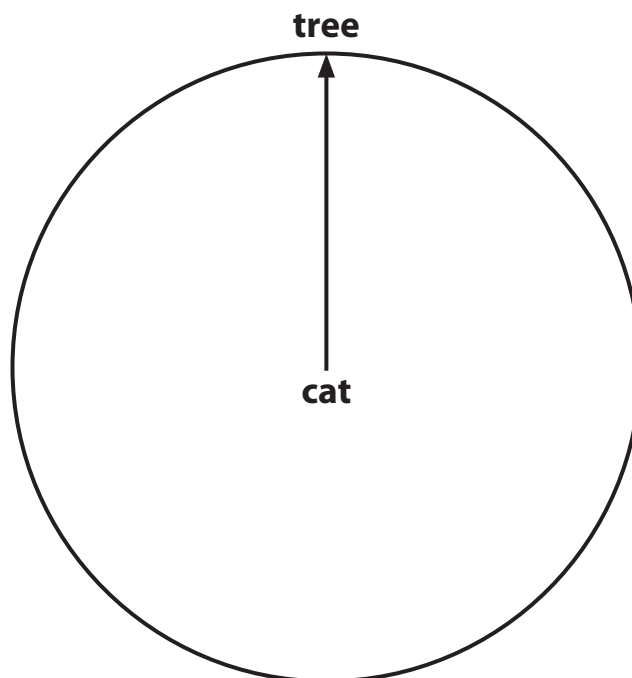


13. Imagine you are standing at the **car** and facing the **traffic light**.
Point to the **tree**.



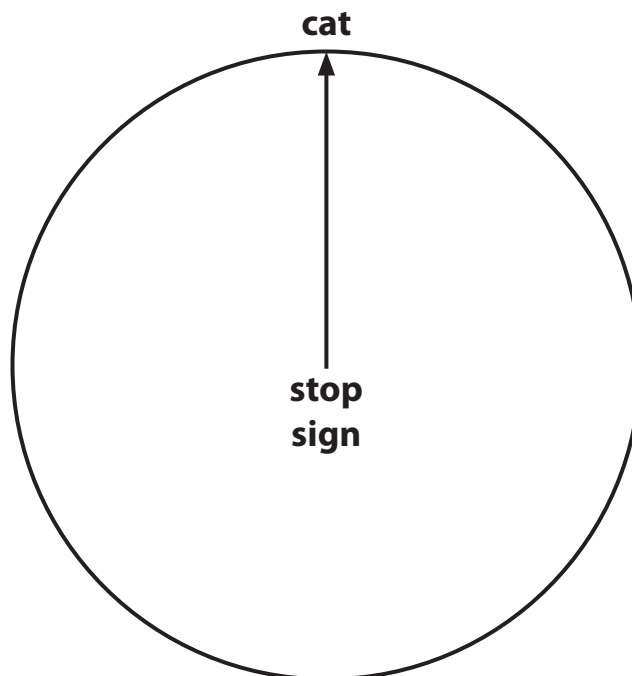


14. Imagine you are standing at the **cat** and facing the **tree**.
Point to the **traffic light**.



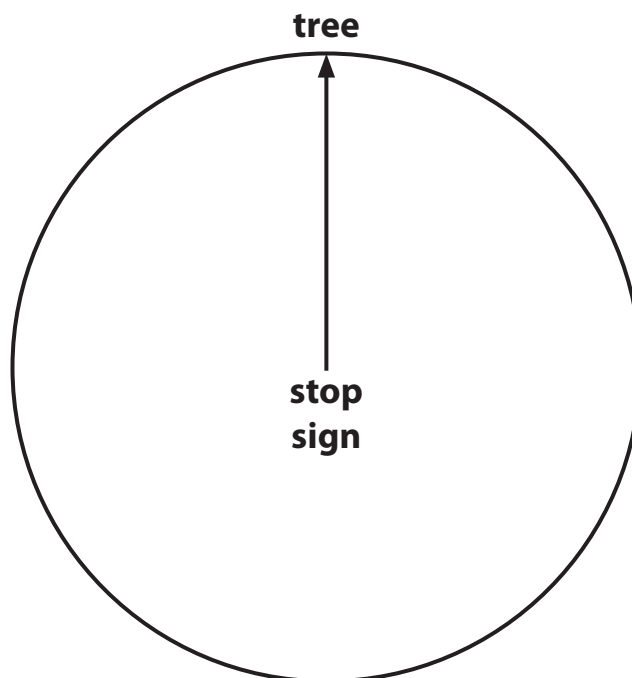


15. Imagine you are standing at the **stop sign** and facing the **cat**.
Point to the **car**.



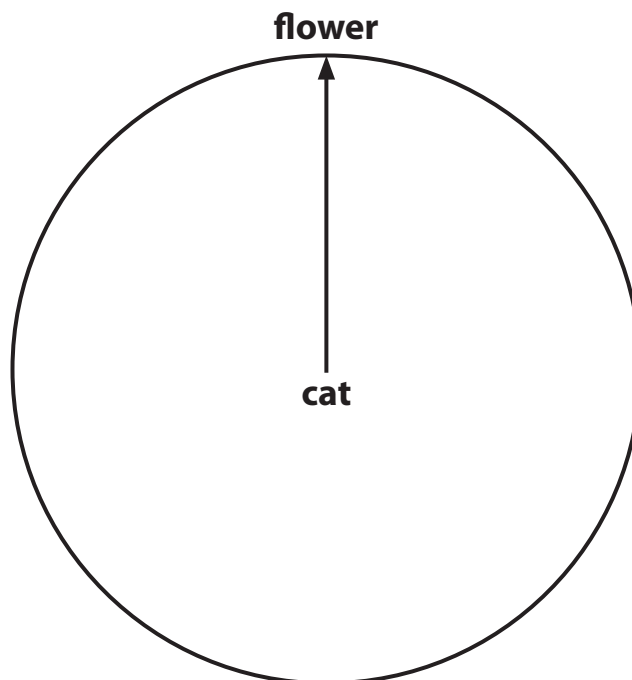


16. Imagine you are standing at the **stop sign** and facing the **tree**.
Point to the **house**.



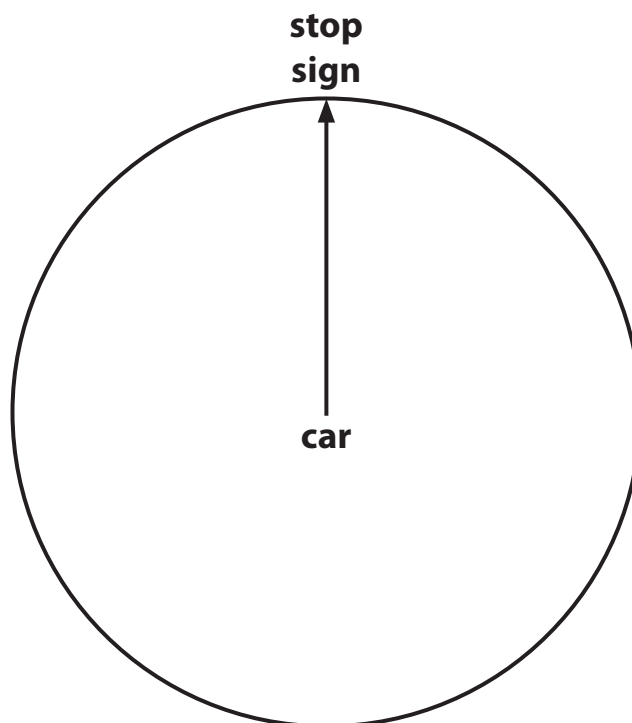


17. Imagine you are standing at the **cat** and facing the **flower**.
Point to the **traffic light**.



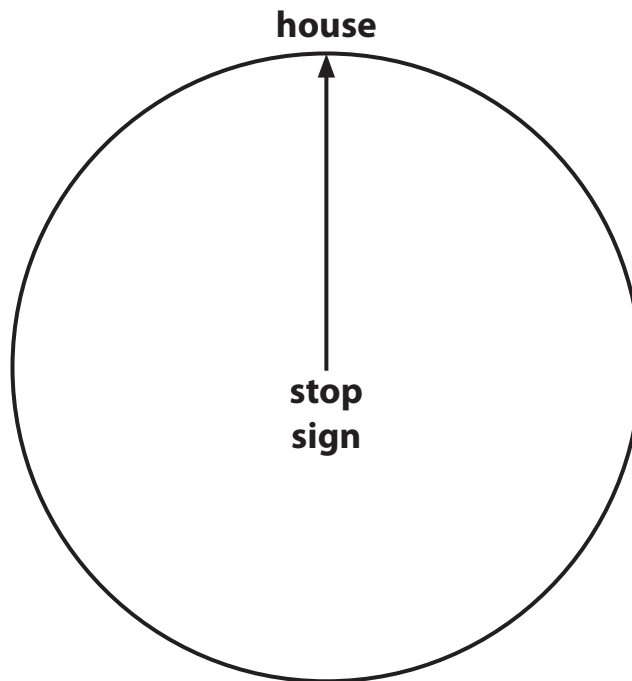


18. Imagine you are standing at the **car** and facing the **stop sign**.
Point to the **traffic light**.





19. Imagine you are standing at the **stop sign** and facing the **house**.
Point to the **flower**.





20. Imagine you are standing at the **traffic light** and facing the **cat**.
Point to the **stop sign**.

